


**Collaboration  
between  
Tagore Dental College  
&  
Banyan Dental Lab.**

I RAGHUL.G. P, post graduate (Department of Orthodontics & Dentofacial orthopedics) from Tagore dental college visited Banyan dental lab for scanning my models using Zirkon Zahn S600 ARTI extra-oral scanner for my research work on the following dates under the supervision of the manager/representatives of the lab. I hereby attached the list of dates and work done in the following letter.

Researcher,




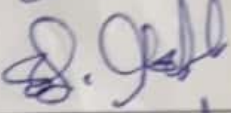



(Raghul.G.P)



**DR. K. BALAJI, MDS**  
PROF. & HOD  
Department of Orthodontics  
TAGORE DENTAL COLLEGE AND HOSPITAL  
RATHINAMANGALAM, VANDALUR (P.O)  
CHENNAI-600 127.

**Memorandum of understanding  
between  
Tagore dental college  
&  
Banyan dental laboratory**

**FIELD VISIT**

S.No	DATE	NAME	PURPOSE	SIGN
1.	8.12.18	Dr. Raghul G.P	Research work - Scanning of plaster cast	
2.	26.1.19.	Dr. Raghul G.P	To scan plaster cast for research work.	
3.	25.5.19.	Dr. Raghul G.P	To collect scanned digital models	
4.	10.8.19	Dr. Raghul G.P	Research work - Scanning of plaster cast & collecting of digital model	
5.	19.9.20	Dr. Raghul G.P	Research work - Scanning of rubber base <sup>impression</sup>	



**Dr. K. BALAJI, MDS**  
**PROF. & HOD**  
 Department of Orthodontics  
 TAGORE DENTAL COLLEGE AND HOSPITAL  
 RATHINAMANGALAM, VANDALUR (P.O)  
 CHENNAI-600 127.